

DR-A2K2D22-F2A Data Sheet v1.4

XXXXX Pol,694-960/1710-2170/1710-2170/2490-2690/2490-2690MHz

65/65/65/65/65 Horizontal Beamwidth,14.6/16.9/16.9/17.8/17.8dBi

E-tilt:2-14/2-12/2-12/2-12/2-12

1.5m 10-Port 1L4M Antenna with Integrated RCU

Electrical Properties(BASTA 11.1)

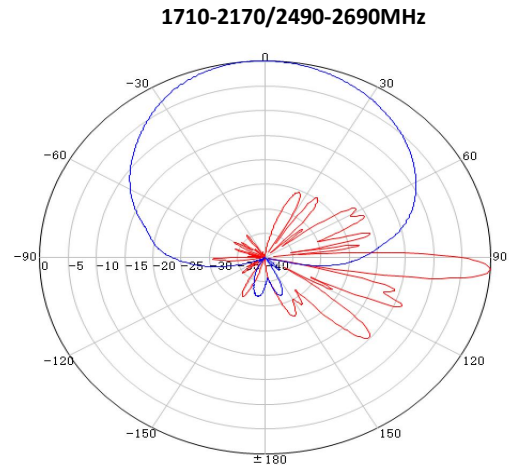
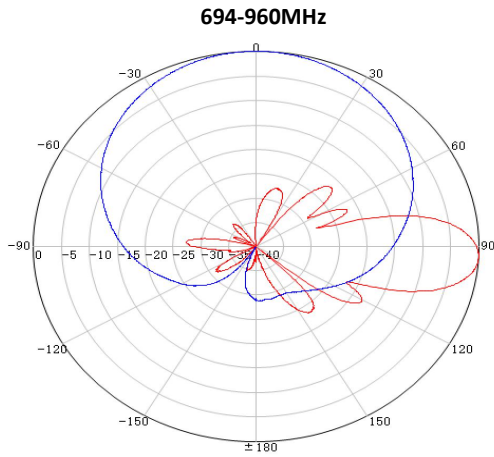
Frequency Band(MHz)	694-960(R1)			1710-2170(B1,B2)		2490-2690 (Y1,Y2)
	694-803	790-894	880-960	1710-1920	1920-2170	2490-2690
Polarization	±45°			±45°		
Gain(dBi)	14.2±0.4	14.4±0.4	14.6±0.5	16.8±0.5	16.9±0.5	17.8±0.5
Horizontal 3dB Beam Width(°)	67±3	66±3	64±3	63±5	67±5	63±5
Vertical 3dB Beam Width(°)	15.0±1.5	14.0±1.5	12.3±1.0	7.5±0.6	6.9±0.6	5.5±0.3
Front to Back Ratio at 180±30°(dB)	25	25	25	25	25	25
Cross Polar Ratio at 0°(dB)	17	17	17	18	18	18
Cross Polar Ratio Sector ±60°(dB)	10	10	10	8	8	8
1st Upper Sidelobe Suppression(dB)	16	16	16	17	17	17
Electrical Downtilt(°)	2-14			2-12		2-12
VSWR	< 1.5			< 1.5		< 1.5
Cross-polar Isolation(dB)	>25			>28		>28
Interband Isolation(dB)	R1//B1,B2,Y1,Y2>28;B1,B2//Y1,Y2>28					
3rd Order PIM(dBc) @2 x 43dBm	< -153			< -153		< -153
Impedance(Ω)	50			50		50
Power Handling(W)	300			200		200

Mechanical Specifications


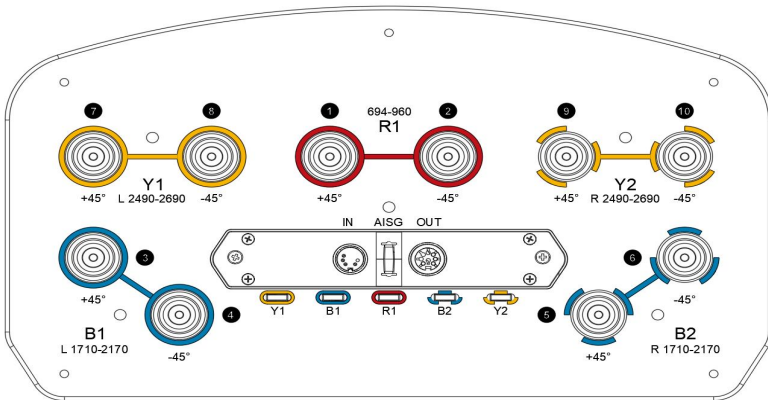
Antenna Dimensions (HxWxD) (mm)	1495 x 350 x 200
Packing Dimensions (HxWxD) (mm)	1710 x 420 x 280
Lightning Protection	DC Ground
Antenna Weight (kg)	19.5
Packed Weight (kg)	27.5
Connector	10 x 4.3-10 Female
Radome Material	Fiberglass
Wind Load at 150 km/h(N) (Front /Rear/Side)	681/660/220
Maximum Wind Speed(km/h)	241
Diameter of Installation Pole(mm)	Φ50-Φ114
Operating Temperature Range(°C)	-40+65
RET Type	Integrated RCU
RET Protocols	AISG 2.0/3GPP



Pattern sample for reference



Layout of interface



Array ID	RF Connector	RET(S RET)	Frequency(MHz)	AISG RET UID
R1	1-2	3	694-960	MKxxxxxxxxxxxxxxxxR1
B1	3-4	2	1710-2170	MKxxxxxxxxxxxxxxxxB1
B2	5-6	4	1710-2170	MKxxxxxxxxxxxxxxxxB2
Y1	7-8	1	2490-2690	MKxxxxxxxxxxxxxxxxY1
Y2	9-10	5	2490-2690	MKxxxxxxxxxxxxxxxxY2

* For more information, please refer to the specification of RET.

Accessories

Item	Model	Weight	Mechanical Tilt Range	Quantity
Mounting Kit	MJM-022-1101A	5.5kg	0-10°	1