

DR-NG4J32-F2A Data Sheet v1.0

XXXXXX Pol,694-862/880-960/1710-2690/1710-2690/1710-2690/1710-2690MHz
 65/65/65/65/65/65 Horizontal Beamwidth,15.2/15.3/17.6/17.6/17.6/17.6dBi
 E-tilt:2-12/2-12/2-12/2-12/2-12/2-12
 2.0m 12-Port 2L4M Antenna with Integrated RCU

Electrical Properties(BASTA 11.1)

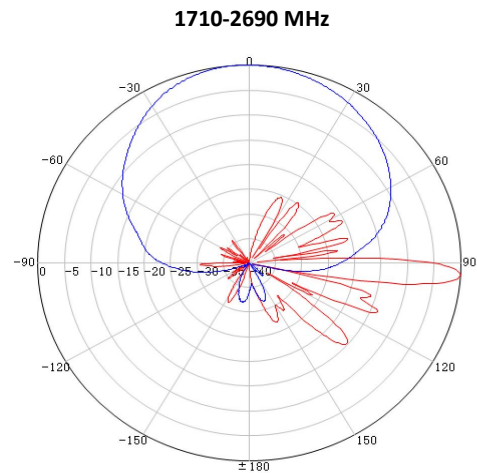
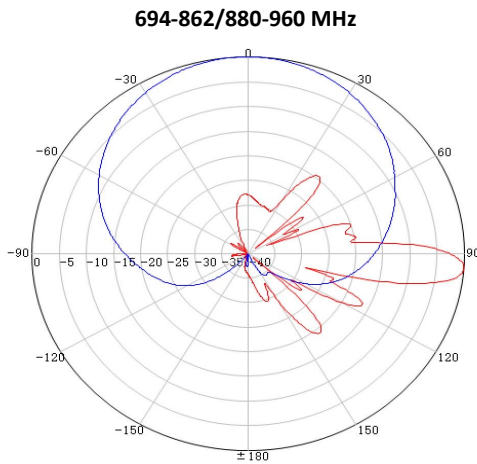
Frequency Band(MHz)	694-862(R1)		880-960(R2)	1710-2690(Y1,Y2,Y3,Y4)			
	694-803	790-862	880-960	1710-1990	1920-2200	2300-2400	2490-2690
Polarization	±45°		±45°	±45°			
Gain(dBi)	15.1±0.5	15.2±0.5	15.3±0.5	16.8±0.5	16.9±0.5	17.4±0.5	17.6±0.5
Horizontal 3dB Beam Width(°)	67±4	66±4	62.5±4	69±6	68±5	65±4	60±5
Vertical 3dB Beam Width(°)	10.6±1.2	10.0±1.0	8.6±0.8	6.9±0.7	6.3±0.6	5.0±0.5	4.8±0.5
Front to Back Ratio at 180±30°(dB)	25	25	25	25	25	25	25
Cross Polar Ratio at 0°(dB)	18	18	18	18	18	18	18
Cross Polar Ratio Sector ±60°(dB)	10	10	10	9	9	8	8
1st Upper Sidelobe Suppression(dB)	16	16	16	16	16	16	16
Electrical Downtilt(°)	2-12		2-12	2-12			
VSWR	< 1.5		< 1.5	< 1.5			
Cross-polar Isolation(dB)	>26		>26	>26			
Interband Isolation(dB)	>26						
3rd Order PIM(dBc) @2 x 43dBm	< -150		< -150	< -150			
Impedance(Ω)	50		50	50			
Power Handling(W)	300		300	250			

Mechanical Specifications

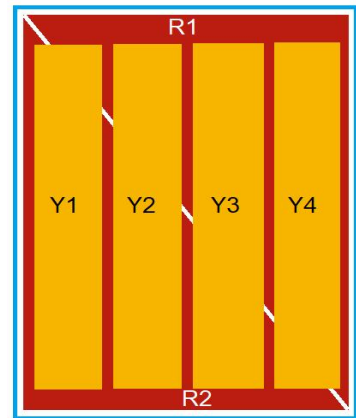
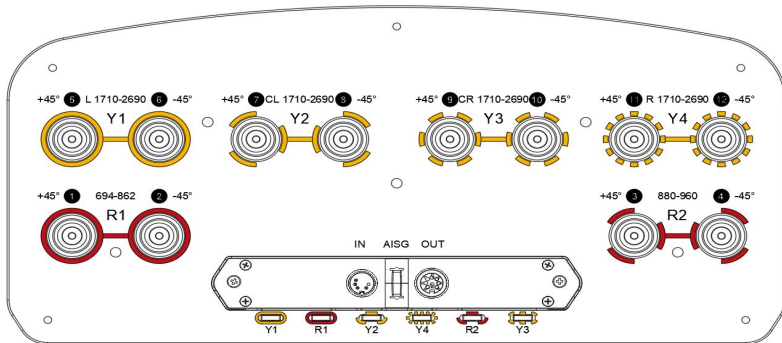
Antenna Dimensions (HxWxD) (mm)	1995 x 396 x 190
Packing Dimensions (HxWxD) (mm)	2210 x 466 x 270
Lightning Protection	DC Ground
Antenna Weight (kg)	32
Packed Weight (kg)	40.5
Connector	12 x 4.3-10 Female
Radome Material	Fiberglass
Wind Load at 150 km/h(N) (Front /Rear/Side)	1000/1021/342
Maximum Wind Speed(km/h)	241
Diameter of Installation Pole(mm)	Φ50-Φ114
Operating Temperature Range(°C)	-40~+65
RET Type	Integrated RCU
RET Protocols	AISG 2.0/3GPP



Pattern sample for reference



Layout of interface



Array ID	RF Connector	RET(S RET)	Frequency(MHz)	AISG RET UID
R1	1-2	2	694-862	MKxxxxxxxxxxxxxxxxR1
R2	3-4	5	880-960	MKxxxxxxxxxxxxxxxxR2
Y1	5-6	1	1710-2690	MKxxxxxxxxxxxxxxxxY1
Y2	7-8	3	1710-2690	MKxxxxxxxxxxxxxxxxY2
Y3	9-10	6	1710-2690	MKxxxxxxxxxxxxxxxxY3
Y4	11-12	4	1710-2690	MKxxxxxxxxxxxxxxxxY4

* For more information, please refer to the specification of RET.

Accessories

Item	Item	Weight	Mechanical Tilt Range	Quantity
Mounting Kit	MJM-022-1101A	5.5kg	0-10°	1