

DR-2A2K2D32-F2A Data Sheet v0.2

XXXXXX PoI,694-960/694-960/1710-2170/1710-2170/2490-2690/2490-2690MHz

65/65/65/65/65/65 Horizontal Beamwidth,15/15/18/18/18/18dBi

E-tilt:2-12/2-12/2-12/2-12/2-12/2-12

2.0m 12-Port 2L4M Antenna with Integrated RCU

Electrical Properties(BASTA 11.1)

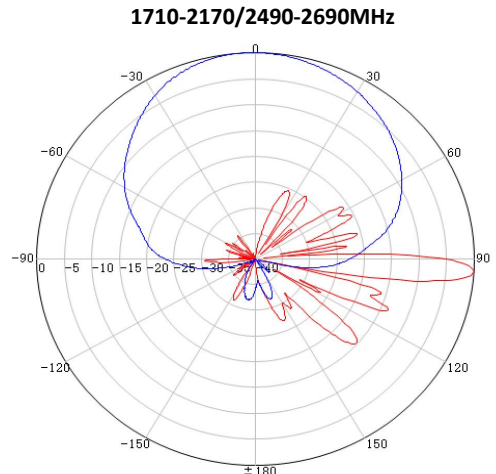
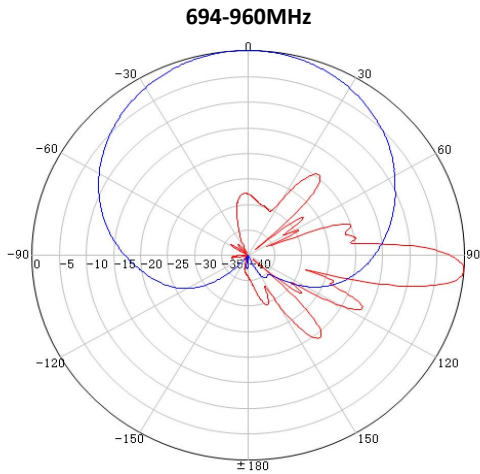
Frequency Band(MHz)	694-960(R1,R2)			1710-2170(B1,B2)		2490-2690 (Y1,Y2)
	694-803	790-894	880-960	1710-1920	1920-2170	2490-2690
Polarization	±45°			±45°		
Gain(dBi)	15.3±0.5	15.6±0.5	15.9±0.5	16.5±0.5	16.8±0.5	17.6±0.5
Horizontal 3dB Beam Width(°)	67±5	65±5	64±5	68±5	64±5	62±5
Vertical 3dB Beam Width(°)	10.5±1.0	9.5±1.0	8.6±0.7	7.5±0.6	6.9±0.6	5.5±0.6
Front to Back Ratio at 180±30°(dB)	25	25	25	26	26	26
Cross Polar Ratio at 0°(dB)	18	18	18	18	18	18
Cross Polar Ratio Sector ±60°(dB)	10	10	10	8	8	8
1st Upper Sidelobe Suppression(dB)	17	17	17	17	17	17
Electrical Downtilt(°)	2-12			2-12		2-12
VSWR	< 1.5			< 1.5		
Cross-polar Isolation(dB)	> 25			> 27		
Interband Isolation(dB)	R1//R2 > 25;R1,R2//B1,B2,Y1,Y2 > 28					
3rd Order PIM(dBc) @2 x 43dBm	< -153			< -153		
Impedance(Ω)	50			50		
Power Handling(W)	300			200		

Mechanical Specifications

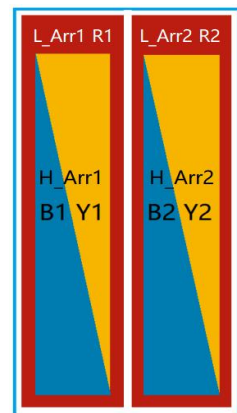
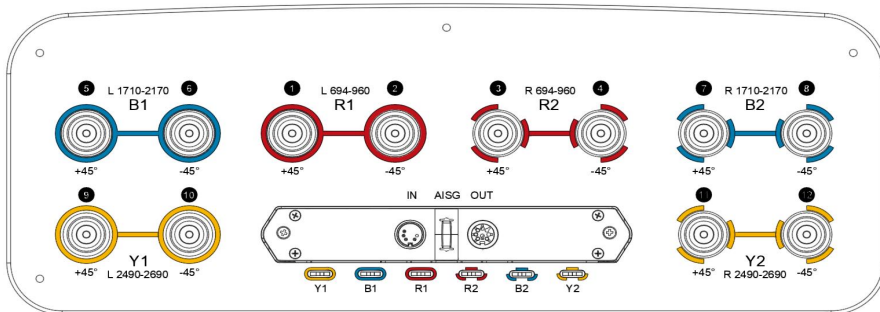
Antenna Dimensions (HxWxD) (mm)	1995 x 446 x 165
Packing Dimensions (HxWxD) (mm)	2210 x 516 x 245
Lightning Protection	DC Ground
Antenna Weight (kg)	29.2
Packed Weight (kg)	38.2
Connector	12 x 4.3-10 Female
Radome Material	Fiberglass
Wind Load at 150 km/h(N) (Front /Rear/Side)	1230/1295/240
Maximum Wind Speed(km/h)	241
Diameter of Installation Pole(mm)	Φ50-Φ114
Operating Temperature Range(°C)	-40+65
RET Type	Integrated RCU
RET Protocols	AISG 2.0/3GPP



Pattern sample for reference



Layout of interface



Array ID	RF Connector	RET(S RET)	Frequency(MHz)	AISG RET UID
R1	1-2	3	694-960	MKxxxxxxxxxxxxxxxxR1
R2	3-4	4	694-960	MKxxxxxxxxxxxxxxxxR2
B1	5-6	2	1710-2170	MKxxxxxxxxxxxxxxxxB1
B2	7-8	5	1710-2170	MKxxxxxxxxxxxxxxxxB2
Y1	9-10	1	2490-2690	MKxxxxxxxxxxxxxxxxY1
Y2	11-12	6	2490-2690	MKxxxxxxxxxxxxxxxxY2

* For more information, please refer to the specification of RET.

Accessories

Item	Model	Weight	Mechanical Tilt Range	Quantity
Mounting Kit	MJM-022-1101A	5.5kg	0-10°	1