

DR-2A4J31-F2A Data Sheet v0.1

XXXXXX Pol,694-960/694-960/1695-2690/1695-2690/1695-2690/1695-2690MHz

65/65/65/65/65/65 Horizontal Beamwidth,15.2/15.2/16/16/16/16dBi

E-tilt:2-12/2-12/2-12/2-12/2-12

2.0m 12-Port 2L4M Antenna with Integrated RCU

Electrical Properties(BASTA 11.1)

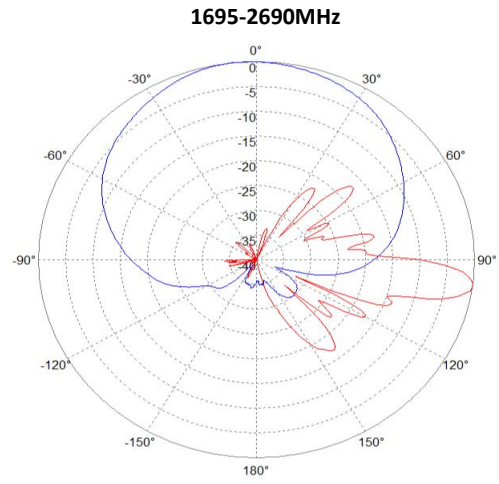
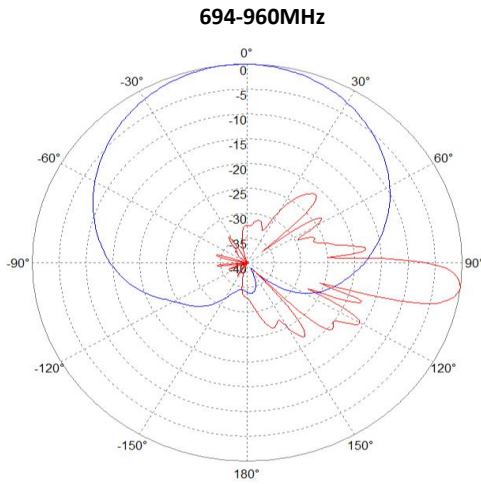
Frequency Band(MHz)	694-960(R1,R2)			1695-2690(Y1,Y2,Y3,Y4)			
	694-803	790-894	880-960	1695-1990	1920-2200	2300-2400	2500-2690
Polarization	±45°			±45°			
Gain(dBi)	14.8±0.5	15.3±0.5	15.5±0.5	15.6±0.5	15.8±0.5	16.3±0.5	16.6±0.5
Horizontal 3dB Beam Width(°)	69±5	66±5	60±5	62±5	68±5	65±4	63±5
Vertical 3dB Beam Width(°)	10.6±0.8	10.0±0.7	8.6±0.5	11.0±0.8	9.5±1.0	8.3±0.5	8.0±1.0
Front to Back Ratio at 180±30°(dB)	25	25	25	25	25	25	25
Cross Polar Ratio at 0°(dB)	17	17	17	18	18	18	18
Cross Polar Ratio Sector ±60°(dB)	8	8	8	8	8	8	8
1st Upper Sidelobe Suppression(dB)	16	16	16	17	17	17	17
Electrical Downtilt(°)	2-12			2-12			
VSWR	< 1.5			< 1.5			
Cross-polar Isolation(dB)	> 25			> 25			
Interband Isolation(dB)	R1//R2 > 25;R1,R2//Y1,Y2,Y3,Y4 > 28						
3rd Order PIM(dBc) @2 x 43dBm	< -153			< -153			
Impedance(Ω)	50			50			
Power Handling(W)	300			250			

Mechanical Specifications

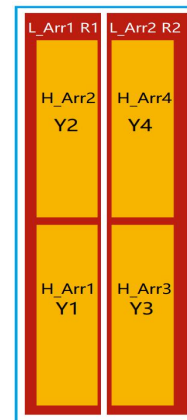
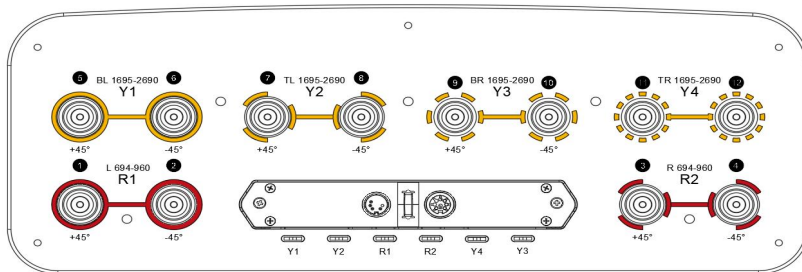
Antenna Dimensions (HxWxD) (mm)	1995 x 446 x 165
Packing Dimensions (HxWxD) (mm)	2210 x 516 x 245
Lightning Protection	DC Ground
Antenna Weight (kg)	29
Packed Weight (kg)	40
Connector	12 x 4.3-10 Female
Radome Material	Fiberglass
Wind Load at 150 km/h(N) (Front /Rear/Side)	1230/1295/240
Maximum Wind Speed(km/h)	241
Diameter of Installation Pole(mm)	Φ50-Φ114
Operating Temperature Range(°C)	-40+65
RET Type	Integrated RCU
RET Protocols	AISG 2.0/3GPP



Pattern sample for reference



Layout of interface



Array ID	RF Connector	RET(S RET)	Frequency(MHz)	AISG RET UID
R1	1-2	3	694-960	MKxxxxxxxxxxxxxxxxR1
R2	3-4	4	694-960	MKxxxxxxxxxxxxxxxxR2
Y1	5-6	1	1695-2690	MKxxxxxxxxxxxxxxxxY1
Y2	7-8	2	1695-2690	MKxxxxxxxxxxxxxxxxY2
Y3	9-10	6	1695-2690	MKxxxxxxxxxxxxxxxxY3
Y4	11-12	5	1695-2690	MKxxxxxxxxxxxxxxxxY4

* For more information, please refer to the specification of RET.

Accessories

Item	Model	Weight	Mechanical Tilt Range	Quantity
Mounting Kit	MJM-022-1101A	5.5kg	0-10°	1