

DR-A2J22-F2A Data Sheet v1.3

XXX Pol,694-960/1695-2690/1695-2690MHz
 65/65/65 Horizontal Beamwidth,15/18/18dBi
 E-tilt:2-14/2-12/2-12
 1.5m 6-Port 1L2M Antenna with Integrated RCU

Electrical Properties(BASTA 11.1)

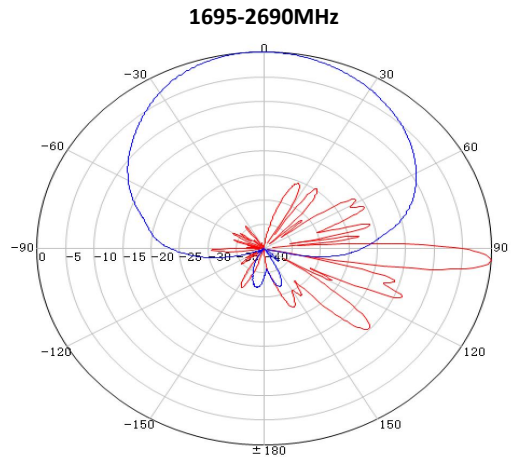
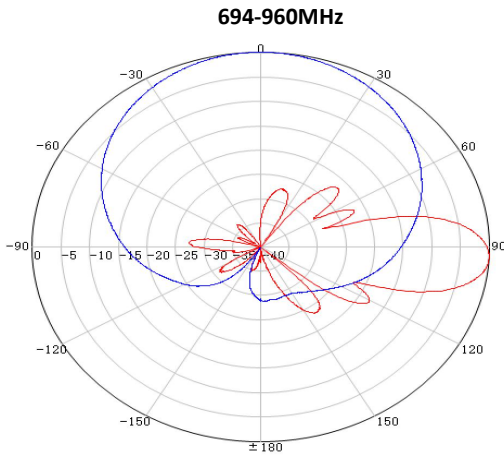
Frequency Band(MHz)	694-960(R1)			1695-2690(Y1,Y2)			
	694-803	790-894	880-960	1695-1990	1920-2200	2300-2400	2490-2690
Polarization	±45°			±45°			
Gain(dBi)	14.2±0.4	14.6±0.4	14.9±0.5	17.3±0.3	17.4±0.5	17.6±0.5	18.3±0.5
Horizontal 3dB Beam Width(°)	67±3	66±3	64±3	63±5	67±5	67±5	63±5
Vertical 3dB Beam Width(°)	15.0±1.5	14.0±1.5	12.3±1.0	7.5±0.6	6.9±0.6	6.0±0.3	5.5±0.3
Front to Back Ratio at 180±30°(dB)	25	25	25	25	25	25	25
Cross Polar Ratio at 0°(dB)	17	17	17	17	17	17	17
Cross Polar Ratio Sector ±60°(dB)	10	10	10	8	8	8	8
1st Upper Sidelobe Suppression(dB)	16	16	16	17	17	17	17
Electrical Downtilt(°)	2-14			2-12			
VSWR	< 1.5			< 1.5			
Cross-polar Isolation(dB)	>25			>28			
Interband Isolation(dB)	R1//Y1,Y2>28						
3rd Order PIM(dBc) @2 x 43dBm	< -153			< -153			
Impedance(Ω)	50			50			
Power Handling(W)	300			250			

Mechanical Specifications

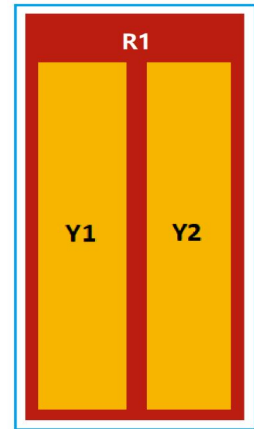
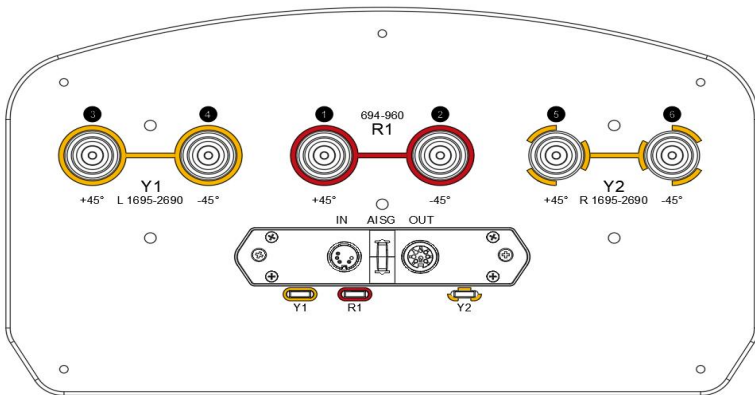
Antenna Dimensions (HxWxD) (mm)	1495 x 350 x 200
Packing Dimensions (HxWxD) (mm)	1710 x 420 x 280
Lightning Protection	DC Ground
Antenna Weight (kg)	17.4
Packed Weight (kg)	25.5
Connector	6 x 4.3-10 Female
Radome Material	Fiberglass
Wind Load at 150 km/h(N) (Front /Rear/Side)	681/660/220
Maximum Wind Speed(km/h)	241
Diameter of Installation Pole(mm)	Φ50-Φ114
Operating Temperature Range(°C)	-40-+65
RET Type	Integrated RCU
RET Protocols	AISG 2.0/3GPP



Pattern sample for reference



Layout of interface



Array ID	RF Connector	RET(S RET)	Frequency (MHz)	AISG RET UID
R1	1-2	2	694-960	MKxxxxxxxxxxxxxxxxR1
Y1	3-4	1	1695-2690	MKxxxxxxxxxxxxxxxxY1
Y2	5-6	3	1695-2690	MKxxxxxxxxxxxxxxxxY2

* For more information, please refer to the specification of RET.

Accessories

Item	Model	Weight	Mechanical Tilt Range	Quantity
Mounting Kit	MJM-022-1101A	5.5kg	0-10°	1