

DR-3J2-F2A Data Sheet V1.2

XXX Pol,1710-2690/1710-2690/1710-2690MHz
 65/65/65 Horizontal Beamwidth,18.0/18.0/18.0dBi
 E-tilt:2-12/2-12/2-12
 1.4m 6-Port 3M Antenna with Integrated RCU

Electrical Properties(BASTA 11.1)

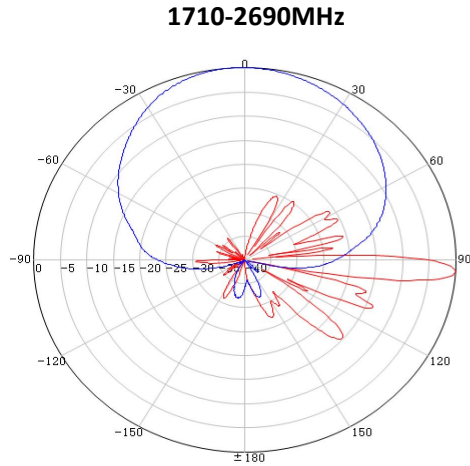
Frequency Band(MHz)	1710-2690(Y1,Y2,Y3)			
	1710-1990	1920-2200	2300-2400	2490-2690
Polarization	±45			
Gain(dBi)	17.0±0.5	17.3±0.5	17.6±0.5	18.1±0.5
Horizontal 3dB Beam Width(°)	69±5	68±5	65±5	62±5
Vertical 3dB Beam Width(°)	7.4±0.5	6.9±0.6	6.3±0.4	5.7±0.5
Front to Back Ratio at 180±30°(dB)	25	25	25	25
Cross Polar Ratio at 0°(dB)	18	18	18	18
Cross Polar Ratio Sector ±60°(dB)	10	10	10	10
1st Upper Sidelobe Suppression(dB)	16	16	16	16
Electrical Downtilt(°)	2-12			
VSWR	< 1.5			
Cross-polar Isolation(dB)	>28			
Interband Isolation(dB)	>28			
3rd Order PIM(dBc)	< -153@2 x 43 dBm			
Impedance(Ω)	50			
Power Handling(W)	250			

Mechanical Specifications

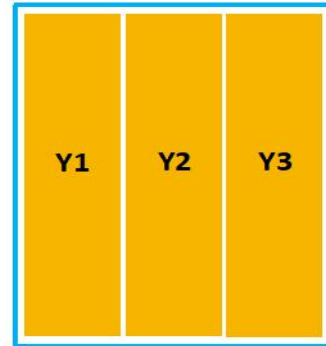
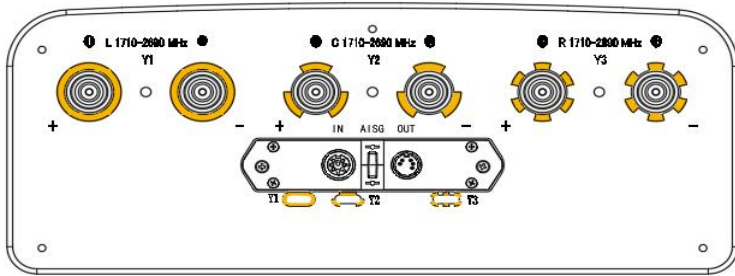
Antenna Dimensions (HxWxD) (mm)	1410 x 380 x 150
Packing Dimensions (HxWxD) (mm)	1620 x 450 x 230
Lightning Protection	DC Ground
Antenna Weight (kg)	15
Packed Weight (kg)	23
Connector	6 x 4.3-10 Female
Radome Material	Fiberglass
Wind Load at 150 km/h(N) (Front /Rear/Side)	735/318/774
Maximum Wind Speed(km/h)	241
Diameter of Installation Pole(mm)	Φ50-Φ114
Operating Temperature Range(°C)	-40-+65
RET Type	Integrated RCU
RET Protocols	AISG 2.0/3GPP



Pattern sample for reference



Layout of interface



Array ID	RF Connector	RET(S)	Frequency(MHz)	AISG RET UID
Y1	1-2	1	1710-2690	MKxxxxxxxxxxxxxxxxY1
Y2	3-4	2	1710-2690	MKxxxxxxxxxxxxxxxxY2
Y3	5-6	3	1710-2690	MKxxxxxxxxxxxxxxxxY3

* For more information, please refer to the specification of RET.

Accessories

Item	Item	Weight	Mechanical Tilt Range	Quantity
Mounting Kit	MJM-022-1101A	5.5kg	0-10°	1