

DR-2A2K2D2J22-F2A Data Sheet v1.2

8X Pol,698-960/698-960/1710-2170/1710-2170/2490-2690/2490-2690/1710-2690/1710-2690MHz

65/65/65/65/65/65/65/65 Horizontal Beamwidth,14.2/14.2/16.2/16.2/17.1/17.1/17.7/17.7dBi

E-tilt:2-12/2-12/2-12/2-12/2-12/2-12/2-12/2-12

1.5m 16-Port 2L6M Antenna with Integrated RCU

Electrical Properties(BASTA 11.1)

Frequency Band(MHz)	698-960(R1,R2)			1710-2170(B1,B2)		2490-2690 (Y2,Y3)
	698-803	790-894	880-960	1710-1920	1920-2170	2490-2690
Polarization	±45°			±45°		
Gain(dBi)	14.0±0.5	14.1±0.5	14.2±0.5	15.9±0.5	16.2±0.5	17.1±0.5
Horizontal 3dB Beam Width(°)	67±5	65±5	60±5	68±5	66±5	60±5
Vertical 3dB Beam Width(°)	15.0±1.5	14.0±1.5	12.3±1.0	7.5±0.6	6.9±0.6	5.5±0.3
Front to Back Ratio at 180±30°(dB)	25	25	25	25	25	25
Cross Polar Ratio at 0°(dB)	17	17	17	18	18	18
Cross Polar Ratio Sector ±60°(dB)	8	8	8	8	8	8
1st Upper Sidelobe Suppression(dB)	16	16	16	17	17	17
Electrical Downtilt(°)	2-12			2-12		2-12
VSWR	< 1.5			< 1.5		< 1.5
Cross-polar Isolation(dB)	>25			>26		>26
Interband Isolation(dB)	R1//R2>23;R1,R2//B1,B2,Y1,Y2,Y3,Y4>28					
3rd Order PIM(dBc) @2 x 43dBm	< -153			< -153		< -153
Impedance(Ω)	50			50		50
Power Handling(W)	300			200		200

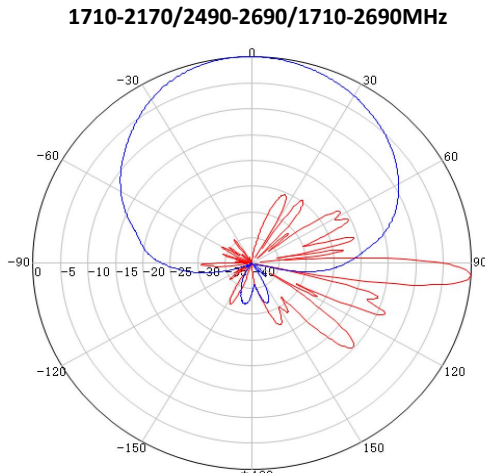
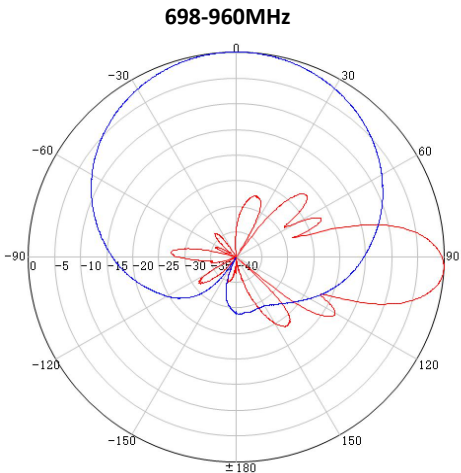
Electrical Properties(BASTA 11.1)

Frequency Band(MHz)	1710-2690(Y1,Y4)			
	1695-1990	1920-2200	2300-2400	2500-2690
Polarization	±45°			
Gain(dBi)	16.4±0.5	16.7±0.5	17.2±0.5	17.7±0.5
Horizontal 3dB Beam Width(°)	68±5	66±5	62±5	60±5
Vertical 3dB Beam Width(°)	7.0±0.6	6.2±0.6	5.6±0.6	5.2±0.6
Front to Back Ratio at 180±30°(dB)	25	25	25	25
Cross Polar Ratio at 0°(dB)	18	18	18	18
Cross Polar Ratio Sector ±60°(dB)	8	8	8	8
1st Upper Sidelobe Suppression(dB)	17	17	17	17
Electrical Downtilt(°)	2-12			
VSWR	< 1.5			
Cross-polar Isolation(dB)	>26			
Interband Isolation(dB)	>28			
3rd Order PIM(dBc) @2 x 43dBm	< -153			
Impedance(Ω)	50			
Power Handling(W)	200			

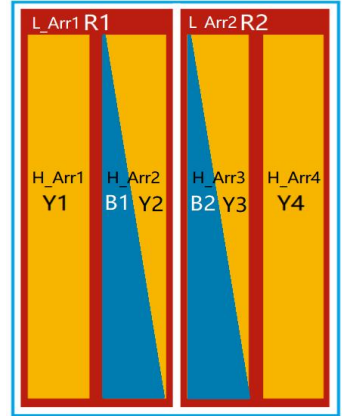
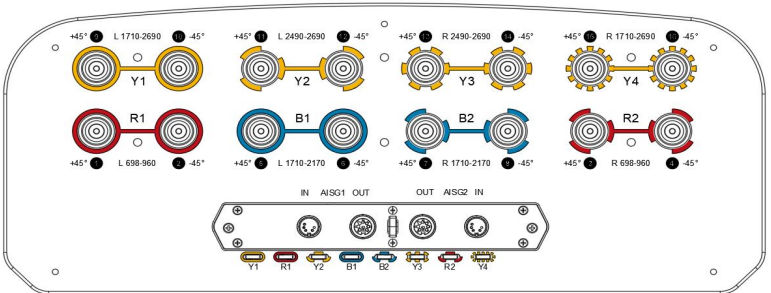
Mechanical Specifications	
Antenna Dimensions (HxWxD) (mm)	1495 x 499 x 199
Packing Dimensions (HxWxD) (mm)	1710 x 569 x 279
Lightning Protection	DC Ground
Antenna Weight (kg)	28.5
Packed Weight (kg)	38.5
Connector	16 x 4.3-10 Female
Radome Material	Fiberglass
Wind Load at 150 km/h(N) (Front /Rear/Side)	953/1015/246
Maximum Wind Speed(km/h)	241
Diameter of Installation Pole(mm)	Φ50-Φ114
Operating Temperature Range(°C)	-40+65
RET Type	Integrated RCU
RET Protocols	AISG 2.0/3GPP



Pattern sample for reference



Layout of interface



Array ID	RF Connector	RET(S RET)	Frequency(MHz)	AISG RET UID
R1	1-2	2	698-960	MKxxxxxxxxxxxxxxxxR1
R2	3-4	7	698-960	MKxxxxxxxxxxxxxxxxR2
B1	5-6	4	1710-2170	MKxxxxxxxxxxxxxxxxB1
B2	7-8	5	1710-2170	MKxxxxxxxxxxxxxxxxB2
Y1	9-10	1	1710-2690	MKxxxxxxxxxxxxxxxxY1
Y2	11-12	3	2490-2690	MKxxxxxxxxxxxxxxxxY2
Y3	13-14	6	2490-2690	MKxxxxxxxxxxxxxxxxY3
Y4	15-16	8	1710-2690	MKxxxxxxxxxxxxxxxxY4

* For more information, please refer to the specification of RET.

Accessories

Item	Model	Weight	Mechanical Tilt Range	Quantity
Mounting Kit	MJM-022-1101A	5.5kg	0-10°	1