

## DR-2A4J22-F2A Data Sheet v0.2

XXXXXX Pol,694-960/694-960/1695-2690/1695-2690/1695-2690/1695-2690MHz

65/65/65/65/65/65 Horizontal Beamwidth,14.2/14.2/17.5/17.5/17.5/17.5dBi

E-tilt:2-14/2-14/2-12/2-12/2-12

1.5m 12-Port 2L4M Antenna with Integrated RCU

## Electrical Properties(BASTA 11.1)

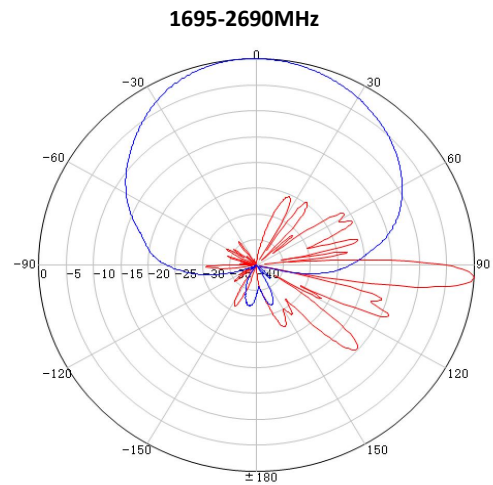
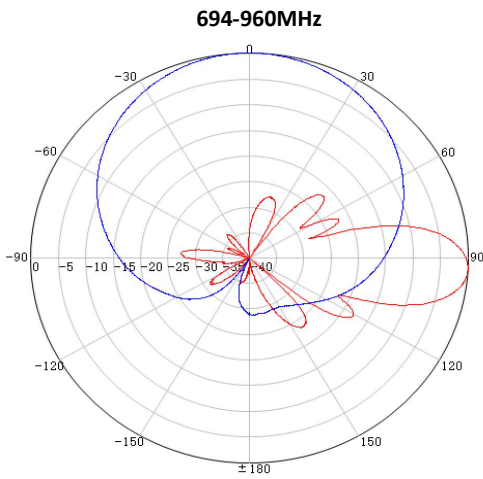
Frequency Band(MHz)	694-960(R1,R2)			1695-2690(Y1,Y2,Y3,Y4)			
	694-803	790-894	880-960	1695-1990	1920-2200	2300-2400	2500-2690
Polarization	±45°			±45°			
Gain(dBi)	13.5±0.5	14.0±0.5	14.2±0.5	16.4±0.5	16.7±0.5	17.4±0.5	17.7±0.5
Horizontal 3dB Beam Width(°)	69±6	67±6	59±5	68±5	66±5	62±5	60±5
Vertical 3dB Beam Width(°)	15.0±1.5	13.5±1.5	12.3±1.0	7.5±0.5	6.9±0.5	6.0±0.5	5.5±0.5
Front to Back Ratio at 180±30°(dB)	25	25	25	25	25	25	25
Cross Polar Ratio at 0°(dB)	17	17	17	18	18	18	18
Cross Polar Ratio Sector ±60°(dB)	8	8	8	8	8	8	8
1st Upper Sidelobe Suppression(dB)	16	16	16	17	17	17	17
Electrical Downtilt(°)	2-14			2-12			
VSWR	< 1.5			< 1.5			
Cross-polar Isolation(dB)	>25			>26			
Interband Isolation(dB)	R1//R2>23;R1,R2//Y1,Y2,Y3,Y4>28						
3rd Order PIM(dBc) @2 x 43dBm	< -153			< -153			
Impedance(Ω)	50			50			
Power Handling(W)	300			250			

## Mechanical Specifications

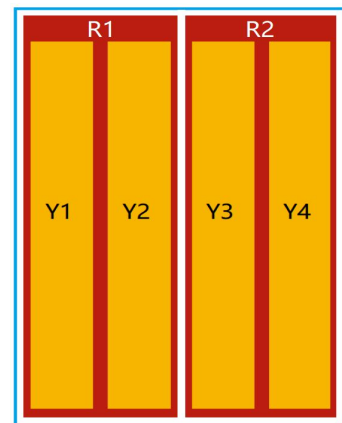
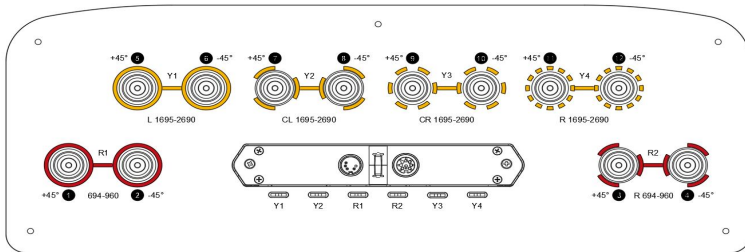
Antenna Dimensions (HxWxD) (mm)	1495 x 480 x 175
Packing Dimensions (HxWxD) (mm)	1710 x 550 x 255
Lightning Protection	DC Ground
Antenna Weight (kg)	26.5
Packed Weight (kg)	35.5
Connector	12 x 4.3-10 Female
Radome Material	Fiberglass
Wind Load at 150 km/h(N) (Front /Rear/Side)	920/980/215
Maximum Wind Speed(km/h)	241
Diameter of Installation Pole(mm)	Φ50-Φ114
Operating Temperature Range(°C)	-40-+65
RET Type	Integrated RCU
RET Protocols	AISG 2.0/3GPP



Pattern sample for reference



Layout of interface



Array ID	RF Connector	RET(S RET)	Frequency (MHz)	AISG RET UID
R1	1-2	3	694-960	MKxxxxxxxxxxxxxxxxR1
R2	3-4	4	694-960	MKxxxxxxxxxxxxxxxxR2
Y1	5-6	1	1695-2690	MKxxxxxxxxxxxxxxxxY1
Y2	7-8	2	1695-2690	MKxxxxxxxxxxxxxxxxY2
Y3	9-10	5	1695-2690	MKxxxxxxxxxxxxxxxxY3
Y4	11-12	6	1695-2690	MKxxxxxxxxxxxxxxxxY4

\* For more information, please refer to the specification of RET.

Accessories

Item	Model	Weight	Mechanical Tilt	Quantity
Mounting Kit	MJM-022-1101A	5.5kg	0-10°	1