

## DP-2Z0-P3A Data Sheet v0.2

XX Pol,4400-5000/4400-5000MHz  
 65/65 Horizontal Beamwidth,16.0/16.0dBi  
 E-tilt:3/3  
 0.4m 4-Port 2H Antenna

## Electrical Properties(BASTA 11.1)

Frequency Band(MHz)	4400-5000(P1,P2)	
	4400-4700	4700-5000
Polarization	±45°	
Gain(dBi)	15.5±0.5	16.0±0.5
Horizontal 3dB Beam Width(°)	65±5	61±4
Vertical 3dB Beam Width(°)	11±3	10±2
Front to Back Ratio at 180±30°(dB)	25	25
Cross Polar Ratio at 0°(dB)	15	15
Cross Polar Ratio Sector ±60°(dB)	10	10
1st Upper Sidelobe Suppression(dB)	15	15
Electrical Downtilt(°)	3	
VSWR	< 1.8	
Cross-polar Isolation(dB)	>25	
Interband Isolation(dB)	>25	
Impedance(Ω)	50	
Power Handling(W)	100	

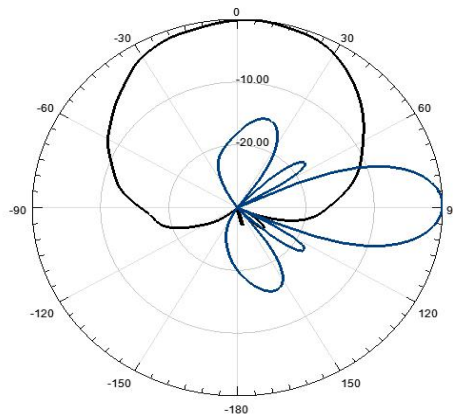
## Mechanical Specifications

Antenna Dimensions (HxWxD) (mm)	395 x 161 x 82
Packing Dimensions (HxWxD) (mm)	490 x 215 x 190
Lightning Protection	DC Ground
Antenna Weight (kg)	3.1
Packed Weight (kg)	4.5
Connector	4 x N-Female
Radome Material	UPVC
Wind Load at 150 km/h(N) (Front /Rear/Side)	87/92/47
Maximum Wind Speed(km/h)	241
Diameter of Installation Pole(mm)	Φ30-Φ55
Operating Temperature Range(°C)	-40+65

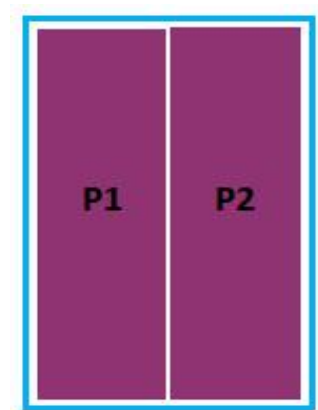
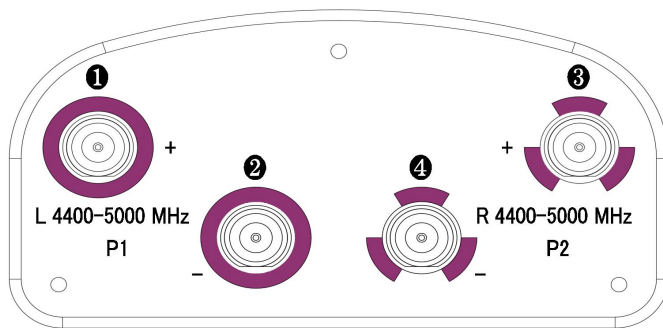


Pattern sample for reference

4400-5000MHz



Layout of interface



Accessories

Item	Item	Weight	Mechanical Tilt Range	Quantity
Mounting Kit	MJM-021-1101C	0.6kg	-10~10°	1